

*ROHS COMPLIANT



BOURNS®

Features

- Carbon element
- Metal housing
- 45-100 mm travel
- Single and dual gang
- Dust cover option
- RoHS compliant*



PTB Series - Low Profile Slide Potentiometer

Electrical Characteristics

Taper..... Linear, audio
 Standard Resistance Range
 1 K ohms to 1 M ohms
 Standard Resistance Tolerance.....±20 %
 Residual Resistance
500 ohms or 1 % max.
 Insulation Resistance
 Min. 100 megohms at 250 V DC

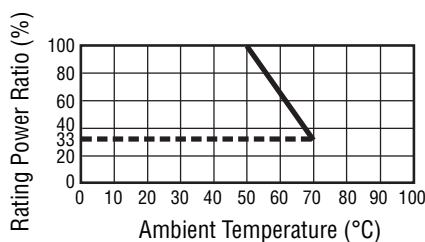
Environmental Characteristics

Operating Temperature
-10 °C to +60 °C
 Power Rating, Linear
 45 mm0.125 W (0.06 W Dual Gang)
 60 mm0.25 W (0.125 W)
 100 mm0.5 W (0.5 W)
 Power Rating, Audio
 45 mm ..0.025 W (0.015 W Dual Gang)
 60 mm0.25 W (0.125 W)
 100 mm0.25 W (0.25 W)
 Maximum Operating Voltage - Linear
 45 mm 350 VDC
 60-100 mm..... 500 VDC
 Maximum Operating Voltage - Audio
 45 mm 250 VDC
 60-100 mm Travel 350 VDC
 Withstand Voltage, Audio
 1 Min. at 500 V AC
 Tracking Error..... 3 dB at 50 % of travel

Mechanical Characteristics

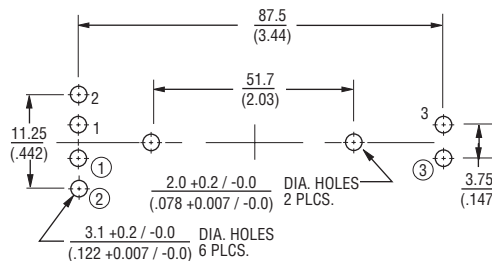
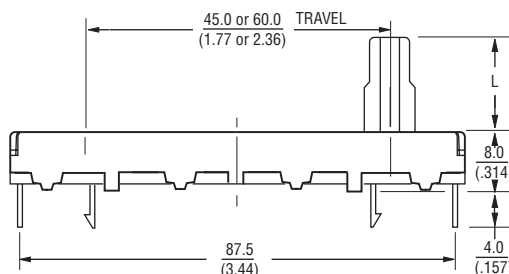
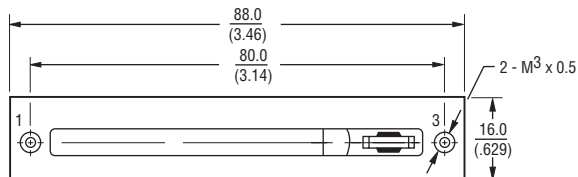
Operating Force 10 to 100 g-cm
 Stop Strength5 kg-cm min.
 Sliding Life..... 15,000 cycles
 Soldering Condition
 300°C max. within 3 seconds
 Travel 45, 60, 100mm

Derating Curve



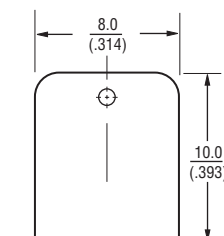
Product Dimensions

PTB45 and PTB60

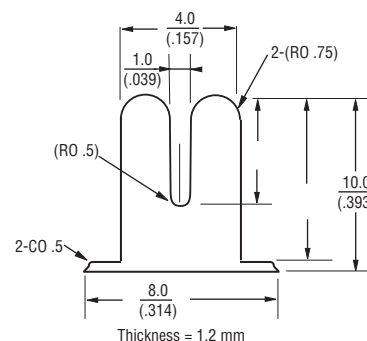


Numbers ①, ② and ③ for Dual Gang Versions

Lever Style
BP Metal Lever



AP Metal Lever



DIMENSIONS: $\frac{\text{MM}}{\text{(INCHES)}}$

*RoHS Directive 2002/95/EC Jan 27 2003 including Annex
 Specifications are subject to change without notice.
 Customers should verify actual device performance in their specific applications.

Applications

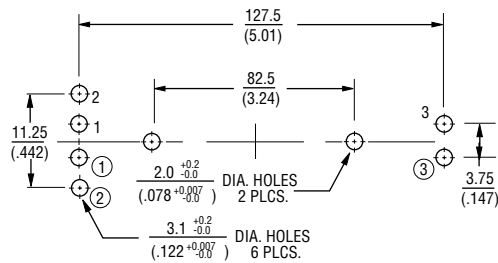
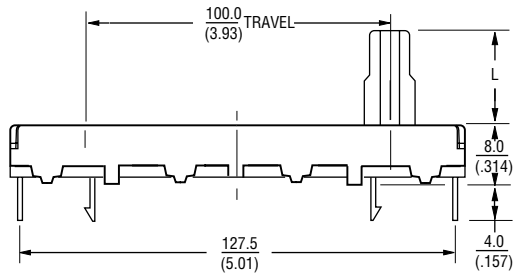
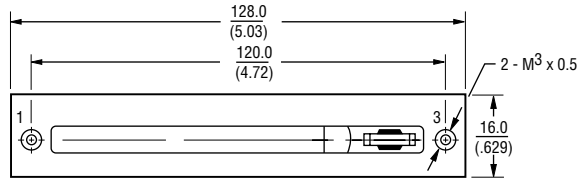
- Audio/TV sets
- Car radio
- Amplifiers/mixers/drum machines/synthesizers
- PCs/monitors
- Appliances

PTB Series - Low Profile Slide Potentiometer

BOURNS®

Product Dimensions

PTB01



Numbers ①, ② and ③ for Dual Gang Versions

DIMENSIONS: $\frac{\text{MM}}{\text{(INCHES)}}$

How To Order

PTB 01 4 3 - 2 0 10 BP A 102

- Model _____
- Stroke Length _____
- 45 = 45 mm
 - 60 = 60 mm
 - 01 = 100 mm
- Dust Cover Option _____
- 4 = No Dust Cover
 - 5 = Rubber Dust Cover
- No. of Gangs _____
- 3 = Single Gang
 - 4 = Dual Gang
- Pin Style _____
- 2 = PC Pins Down Facing
- No Detent _____
- Standard Lever Length _____
- 10 = 10 mm
- Lever Style _____
- BP = Metal Lever (Refer to Drawing)
 - AP = Metal Lever (Refer to Drawing)
- Resistance Taper _____
- A = Audio Taper
 - B = Linear Taper
- Resistance Code (See Table) _____

Other styles available

Standard Resistance Table

Resistance (Ohms)	Resistance Code
1,000	102
2,000	202
5,000	502
10,000	103
20,000	203
50,000	503
100,000	104
200,000	204
500,000	504
1,000,000	105

REV. 03/10

Specifications are subject to change without notice.
Customers should verify actual device performance in their specific applications.