

Features

- Carbon element
- Plain or knurled shaft option
- Metal bushing
- Metal shaft
- Rear solder lugs
- Compact size
- Dual gang option



PDB181-GTR Series - 17 mm Guitar Potentiometer

Electrical Characteristics

Taper..... Linear, audio
 Standard Resistance Range
 10 K ohms to 1 M ohms
 Standard Resistance Tolerance... ±20 %
 Residual Resistance..... 1 % max.

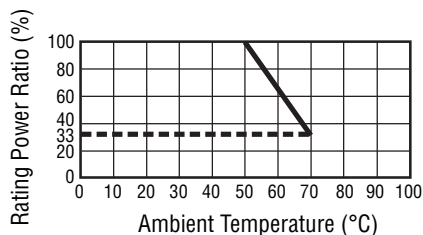
Environmental Characteristics

Operating Temperature
 -10 °C to +50 °C
 Power Rating
 Linear 0.2 watt
 Dual Section 0.125 watt
 Audio 0.1 watt
 Dual Section 0.06 watt
 Maximum Operating Voltage
 Linear 200 V
 Audio 150 V
 Sliding Noise 47 mV max.

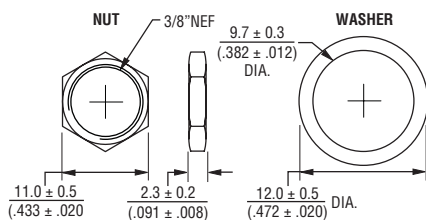
Mechanical Characteristics

Mechanical Angle 300 ° ±5 °
 Rotational Torque 10 to 150 gf-cm
 Stop Strength 5 kg-cm min.
 Rotational Life 15,000 cycles
 Soldering Condition
 260 °C max. within 3 seconds
 Hardware One flat washer and
 mounting nut supplied per
 potentiometer with bushing

Derating Curve

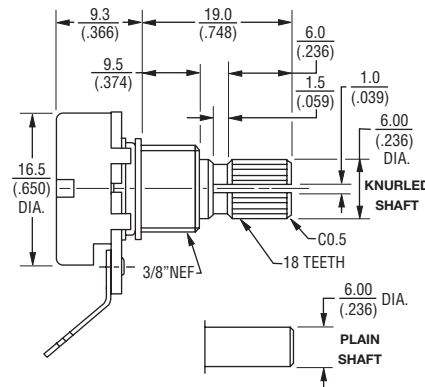


Hardware

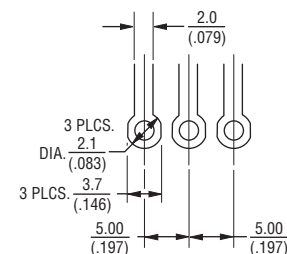
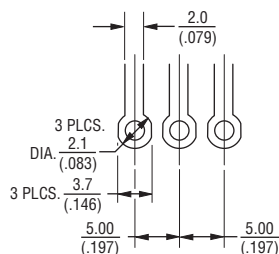
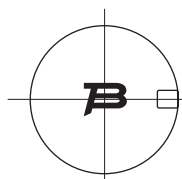
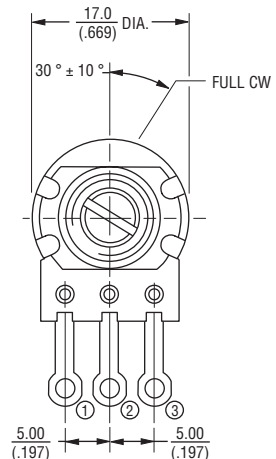
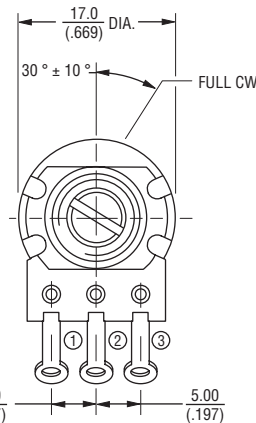
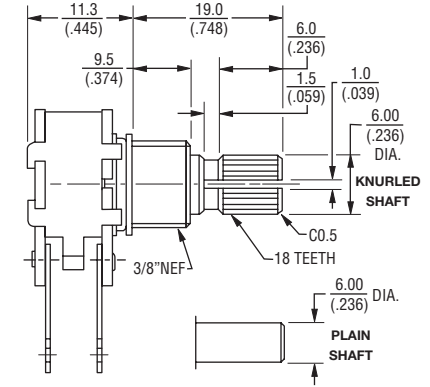


Product Dimensions

PDB181



PDB182



TOLERANCES:
 UNDER 10.0 = ±0.3 (394) (±.012) 10.0 ~ 100 = ±0.5 (394 - 3.937) (±.020)

TOLERANCES:
 UNDER 10.0 = ±0.3 (394) (±.012) 10.0 ~ 100 = ±0.5 (394 - 3.937) (±.020)

*RoHS Directive 2002/95/EC Jan 27 2003 including Annex.
 Specifications are subject to change without notice.
 Customers should verify actual device performance in their specific applications.

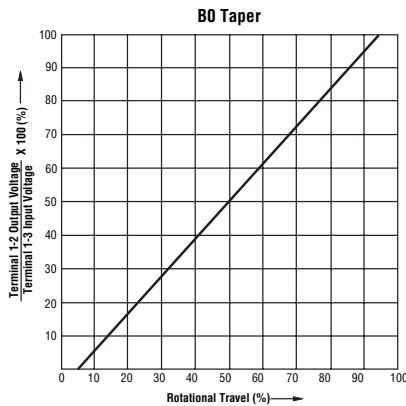
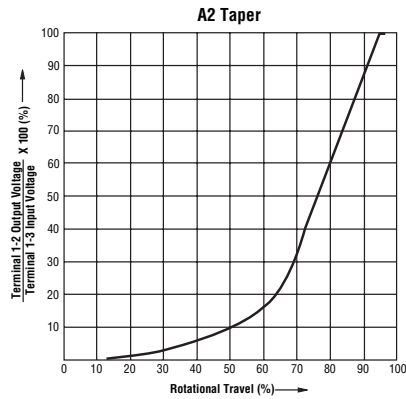
Additional Features

- Variety of resistance values
- Audio or linear taper option
- RoHS compliant*

PDB181-GTR Series - 17 mm Guitar Potentiometer

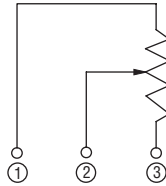
BOURNS®

Taper Charts

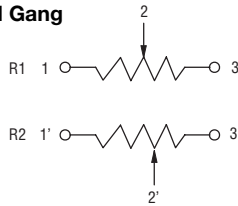


Circuit

Single Gang



Dual Gang



How to Order

PDB18 1 - GTR 01 - 103 A2

Model _____

Number of Sections _____
 1 = Single Section
 2 = Dual Section

Guitar Pot Designator _____

Configuration _____
 01 = Knurled Shaft/Solder Lugs
 02 = Plain Shaft/Solder Lugs

Resistance Code (See Table) _____

Resistance Taper (See Taper Charts) _____

Standard Resistance Table

Resistance (Ohms)	Resistance Code
10,000	103
25,000	253
50,000	503
100,000	104
250,000	254
300,000	304
500,000	504
1,000,000	105

BOURNS®

Asia-Pacific: Tel: +886-2 2562-4117 • Fax: +886-2 2562-4116

Europe: Tel: +41-41 768 5555 • Fax: +41-41 768 5510

The Americas: Tel: +1-951 781-5500 • Fax: +1-951 781-5700

www.bourns.com

REV. 07/10

Specifications are subject to change without notice.
 Customers should verify actual device performance in their specific applications.