



Features

- Single and dual section control
- Metal shaft styles
- Carbon element
- Center detent option
- Wide range of resistance tapers
- Plain or knurled shaft options



PDB18 Series - 17 mm Rotary Potentiometer

Electrical Characteristics

Taper..... Linear, audio
 Standard Resistance Range
 1 K ohms to 1 M ohms
 Standard Resistance Tolerance..... ±20 %
 Residual Resistance 1 % max.

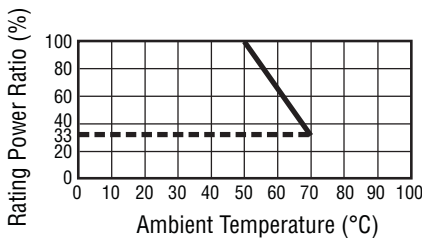
Environmental Characteristics

Operating Temperature..... -10 °C to +50 °C
 Power Rating
 Linear 0.2 watt
 Dual Section..... 0.125 watt
 Audio 0.1 watt
 Dual Section..... 0.06 watt
 Maximum Operating Voltage
 Linear 200 V
 Audio 150 V
 Sliding Noise 47 mV max.

Mechanical Characteristics

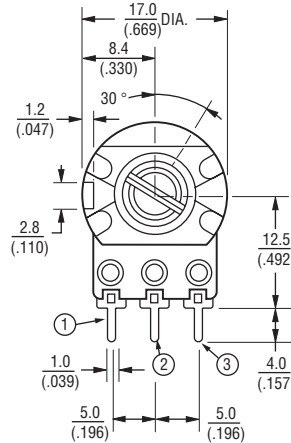
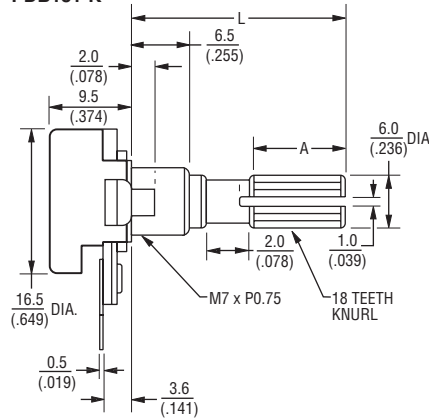
Mechanical Angle 300 ° ±5 °
 Rotational Torque 10 to 150 gf-cm
 Detent Torque 150 to 500 g-cm
 Stop Strength 5 kg-cm min.
 Rotational Life 15,000 cycles
 Soldering Condition
 260 °C max. within 3 seconds
 Hardware One flat washer and
 mounting nut supplied per
 potentiometer with bushing

Derating Curve



Product Dimensions

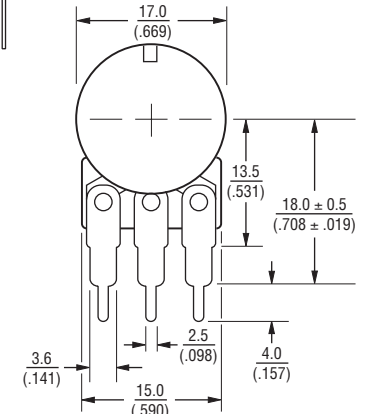
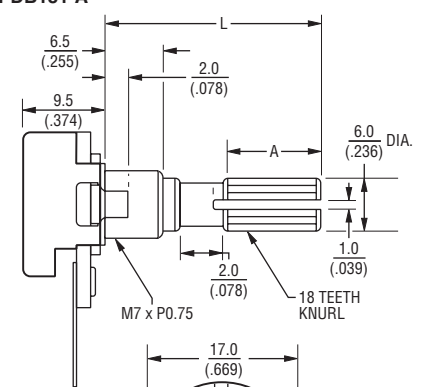
PDB181-K



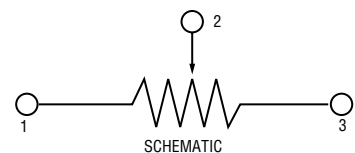
SHAFT SHOWN IN CCW POSITION

DIMENSIONS: $\frac{\text{MM}}{\text{(INCHES)}}$

PDB181-A



SHAFT SHOWN IN CCW POSITION



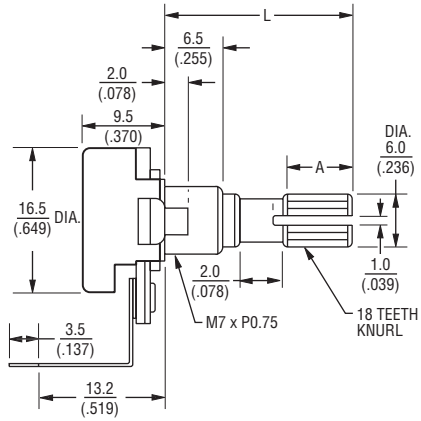
*RoHS Directive 2002/95/EC Jan 27 2003 including Annex
 Specifications are subject to change without notice.
 Customers should verify actual device performance in their specific applications.

PDB18 Series - 17 mm Rotary Potentiometer

BOURNS®

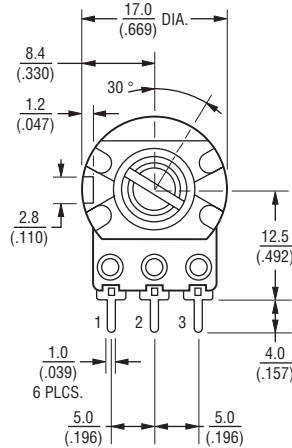
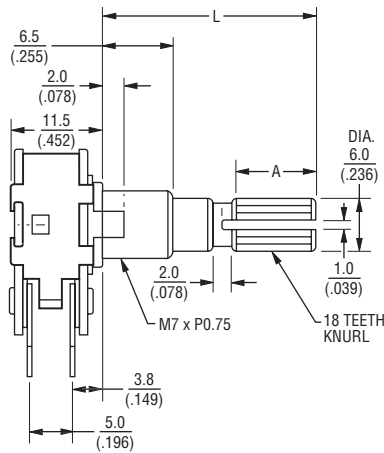
Product Dimensions

PDB181-P

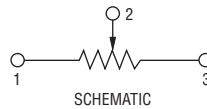


SHAFT SHOWN IN CCW POSITION

**PDB182-K
Dual Gang**



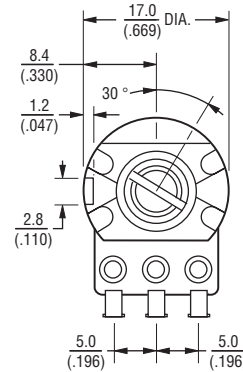
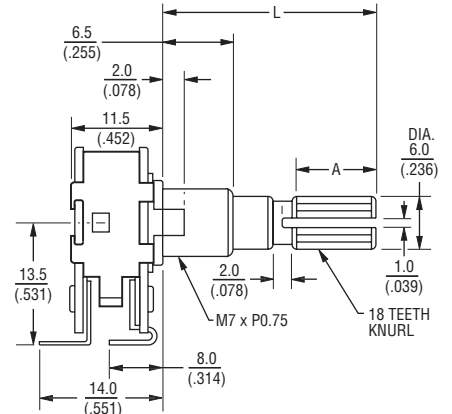
SHAFT SHOWN IN CCW POSITION



SCHEMATIC

DIMENSIONS: $\frac{\text{MM}}{\text{(INCHES)}}$

**PDB182-E
Dual Gang**

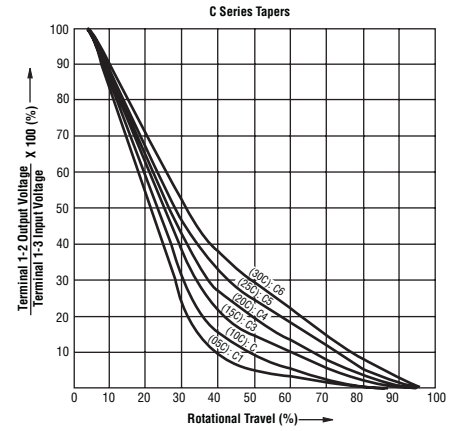
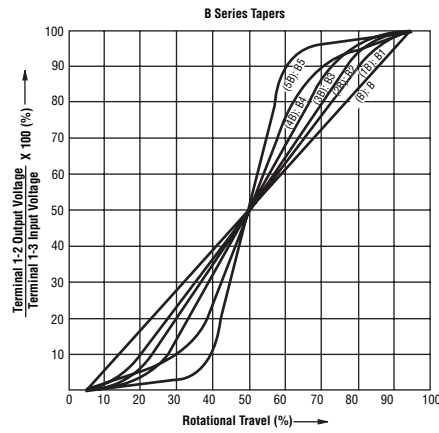
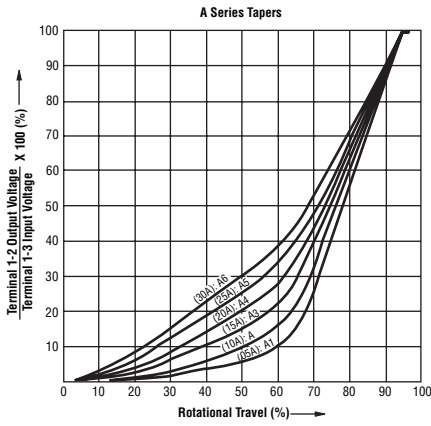


SHAFT SHOWN IN CCW POSITION

PDB18 Series - 17 mm Rotary Potentiometer

BOURNS®

Tapers



REV. 02/10

Specifications are subject to change without notice.
Customers should verify actual device performance in their specific applications.