

Features

- DC to 1 GHz
- Flanged model
- VSWR of 1.06 @ 800 MHz
- 1000 watts @ 110 °C case temperature

Applications

- Broadcast transmitters for television, radio, radar

CHF190104KxBF Series 1 kW Stripline Termination

General Specifications

Substrate BeO
 Resistive Film Thick Film
 Tab Cu Be/Ag
 Cover Substrate AL203
 Mounting Flange Cu plated with Ni
 Resistance 50 ohms
 Tolerance ±5 %
 Packaging 20 pcs./tray
 Operating Temperature
 -55 °C to +220 °C

Absolute Ratings

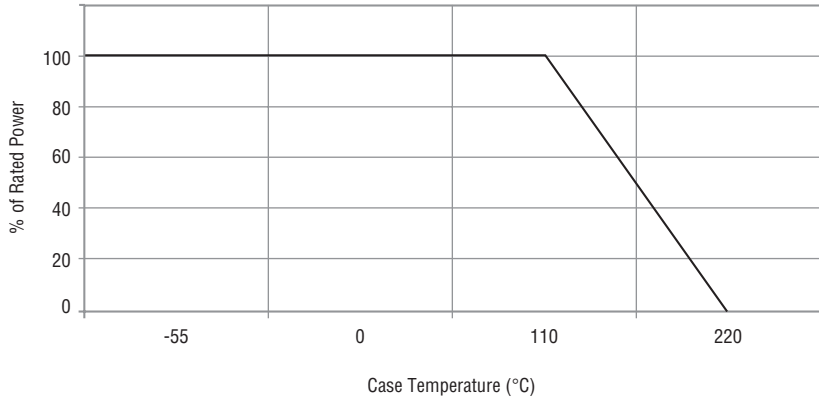
Power 1000 W
 Frequency 1.0 GHz
 VSWR 1.06 maximum @ 800 MHz
 1.25 maximum at 1 GHz

How To Order

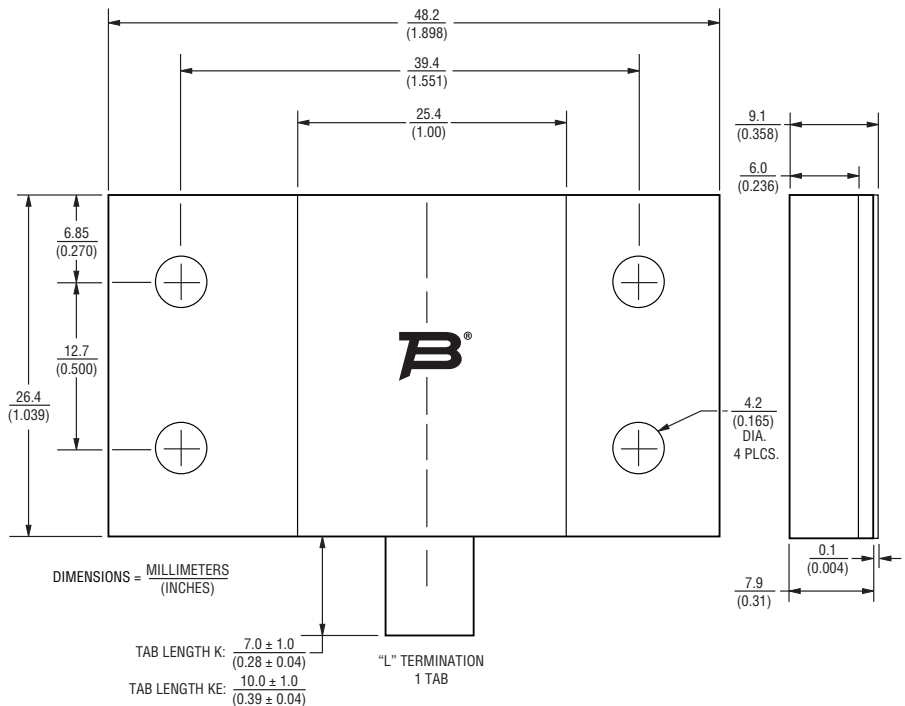
CHF 190104 K B F 500 L

Model _____
 Size _____
 Tab Length _____
 (See Product Dimensions)
 K (Standard)
 KE (Special Tab Dimensions)
 Substrate _____
 Mount _____
 F = Flange
 Value _____
 500 = 50 Ohms
 Function _____
 L = Termination

Characteristic Curve



Product Dimensions



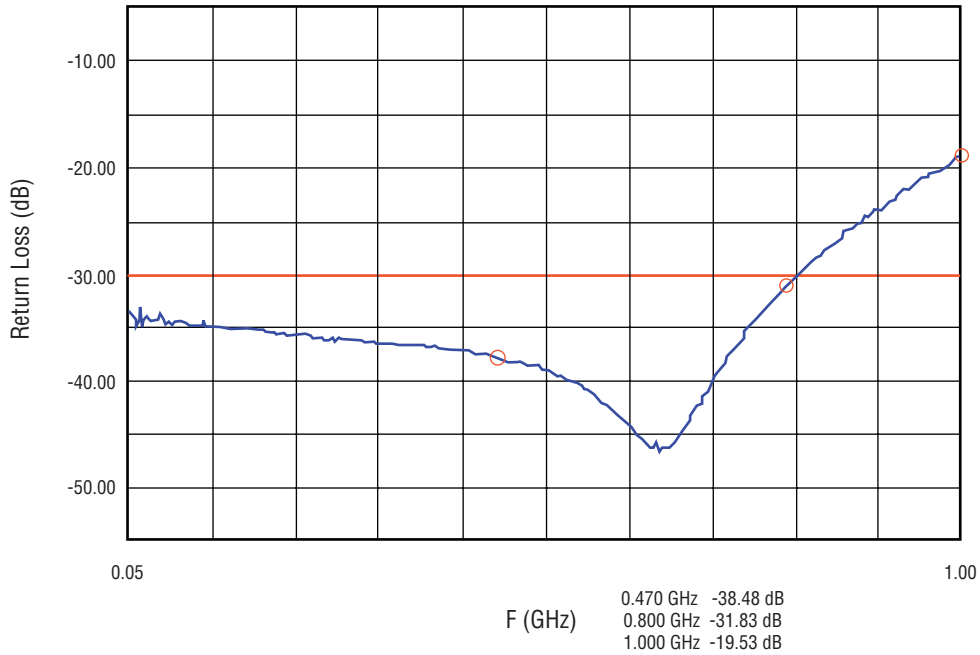
Asia-Pacific:
 Tel: +886-2 2562-4117
 Fax: +886-2 2562-4116

Europe:
 Tel: +41-41 768 5555
 Fax: +41-41 768 5510

The Americas:
 Tel: +1-951 781-5500
 Fax: +1-951 781-5700

www.bourns.com

Typical Performance



Mounting High Power Devices

The mounting surface must be flat to less than 0.0254 mm (0.001 inch) and devoid of scratches or burrs. The underside of the flange should be brushed with thermal grease prior to being fastened to the heat sink with mounting screws. The thermal grease will fill any air gaps and help to keep a good thermal contact.

Pre-tin the tab prior to installation. Position the tab over the circuit and solder in place.

Ensure that the temperature on the surface of the flange does not exceed 110 °C when running at 100 % of load. If the temperature increases then derate the power.

