




**BOURNS®**

## Features

- Accepts POTS lines & coaxial protector
- Manufactured from high-impact resistant, ultraviolet-desensitized, flame retardant, UL Recognized plastic
- Optional sealed switching jacks with Insulation Displacement Connectors (IDC)
- Subscriber lockable with Telco override
- Convenient ground attachment
-  Listed per UL 497 (File: E53117)

## 7004C Series - Network Interface Device

Bourns® Model 7004C NID provides a secure and weather resistant enclosure for Telco service for residential or commercial installations. The 7004C supplies station protection and test access points and can be configured for a maximum of two POTS lines and one 1740-xx coax protector. The 7004C features convenient cable knockouts and generous working space for wire management.

### How To Order

7004C - 0X - X X - XX

Model Number Designator \_\_\_\_\_

Number of Twisted Pairs \_\_\_\_\_

- 0 = None
- 1 = One
- 2 = Two

Station Protector Options \_\_\_\_\_

- D<sup>1</sup> = 455HS-MSP (2377-45-HS) Voice/Data/DSL (UL, cUL)
- U<sup>3</sup> = 455HS-MSP (2377-45-HS-IDC) Voice/DSL/Data (UL, cUL)
- Z<sup>1</sup> = 455HS-BC\* (2377-45-BC) Balance-Sensitive DSL (UL, cUL)
- W<sup>3</sup> = 455HS-BC\* (2377-45-BC-IDC) Balance-Sensitive DSL (UL, cUL)
- V<sup>3</sup> = 455-MSP-TBU\* (2377-45-HS-TBU) MSP w/TBU® Protector (UL, cUL)
- Q<sup>3</sup> = 455BC-MSP-TBU\* (2377-45-BC-TBU) Balance-Sensitive MSP w/TBU® Protector (UL, cUL)
- E<sup>2</sup> = 155HS-MSP (2378-35-HS) Voice/DSL/Data (UL, cUL)
- Y<sup>2</sup> = 155HS-BC\* (2378-35-BC) Balance-Sensitive DSL (UL, cUL)
- K = 356G (2377-35-G) Balanced GDT, No Back-Up-Gap (UL, cUL)
- R<sup>3</sup> = 356G (2377-35-G-IDC) Balanced GDT, No Back-Up-Gap (UL, cUL)
- B = 125EW (2374-01) Dual Gas Tube (UL, cUL, Telcordia)
- C = 125EW-R (2375-01) Dual Gas Tube (UL, cUL, RUS)
- L = 356M (2377-01) Balanced Gas Tube (UL, cUL, RUS)
- T = Tii355M
- O = No Station Protectors (Not available with DSL configurations)

- \*For DSL systems requiring capacitive balance within 1 pF.
- Note 1 = Digi.Guard - 356 size, RUS Maximum Duty.
- Note 2 = Digi.Guard II - 125 size, RUS Heavy Duty.
- Note 3 = Insulation Displacement Connectors (IDC)

Special Options \_\_\_\_\_

- |  |  |
|--|--|
| H = Security Screw in security plate           | I = Expansion Bridge w/IDC (85122-IDC) |
| S = Sealed Switching Jack w/IDC (85122-T-IDC)  | O = No options (standard 85122 jack)   |
| F = Sealed Switching Jack 4-Post (85122-T4)    | N = 90 ° F-connector (85901)           |
| B = Expansion Bridge w/Binding Posts (85122-B) |  |

Coax Protector Options \_\_\_\_\_

- 15 = 1740-15 (150 V±20 % DC Breakdown @ 100 V/Sec)
- 23 = 1740-23 (230 V±20 % DC Breakdown @ 100 V/Sec)
- 35 = 1740-35 (350 V±20 % DC Breakdown @ 100 V/Sec)

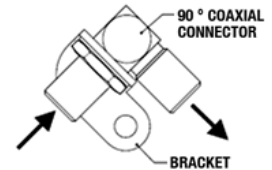
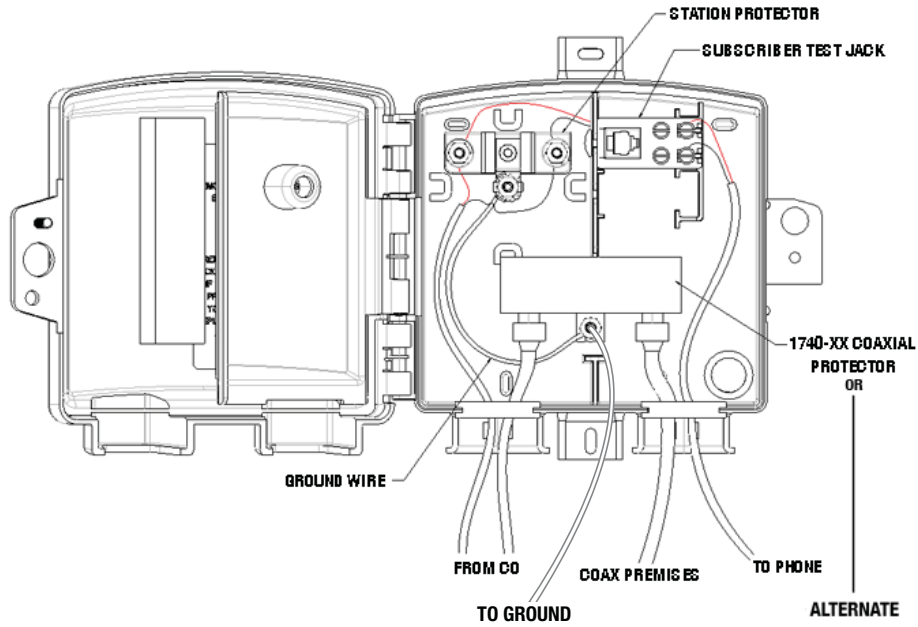
To add lines, use station protector +

- 85122 Standard Jack
- 85122-T4 Sealed Switching Jack, 4-post
- 85122-T-IDC Sealed Switching Jack w/IDC

# 7004C Series - Network Interface Device

**BOURNS®**

## Installation Diagrams



P/N 85901

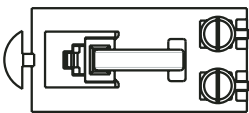
## Product Dimensions

High	Wide	Deep
190.5 (7.5)	195.6 (7.7)	69 (2.7)

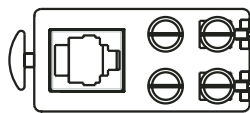
DIMENSIONS:  $\frac{\text{MM}}{\text{(INCHES)}}$

## RJ11 Subscriber Bridges

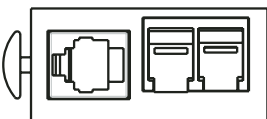
**85122**  
Standard Loop



**85122-T4\***  
Internal Switch - 4 Lugs

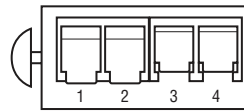


**85122-IDC\***  
Sealed Switch Jack w/IDC

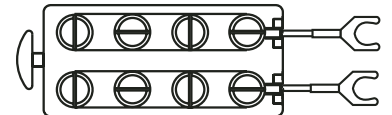


## Expansion Bridges

**85122-IDC**  
Insulation Displacement  
Connectors



**85122-B**  
Binding Post



\*Includes environmental sealant and closed-cell foam gasket.

REV. D 03/11

Specifications are subject to change without notice.

Customers should verify actual device performance in their specific applications.